



Brief introduction of the company:

Her Chuan, a corporation brand, has been established a great reputation in the pump business service of Taiwan over 35 years. With all the diligently work and innovation, Her Chuan has becoming a lead amount the pump manufacture industry; additionally, Her Chuan never stops trying to extend the pump industrial territory internationally with various customer.

The main objective of Her Chuan is to ensure the needs of water pump promptly for each national suitable condition as well as use custom under a reasonable price is. The company policy is to bring our products to all over the world and Vietnam is one of the great markets, so we have started the investment to build up a manufacture factory, NaTion Pump Limited Corporation (NTP).

The NTP is a 20000m<sup>2</sup> water pump factory in Binh Duong Vietnam. The goal is to provide customers with all kinds of water pump with high quality and value for professional and specialized use such as industry, agriculture, fishery, family, deep-well, and so on. Besides the original listed 'NTP' company's product, we also accept special customized order from the customer with various needs.

Moreover the dragon is represents the water pump of 'NTP' wich is the slogan of the Công Đại Đất Việt. The objective is to make sure that all of the company produced pumps can be as powerful as the dragon. Our factory not only contains advanced technology but also includes many full-designed types of equipments and modernized mechanical tools which are imported from Taiwan. In addition to, NTP hires many foreign specialists who have many years of rich experiences in this professional field for improving and keeping up the high quality firmly of the company products. Each production related material and spare parts either come from the high quality supplier or are imported from Taiwan.

The company offers products with new technology, multi-function, and energy saving as a completed service from designing, marketing, production and quality assurance. Our customer base includes distributors, engineering firms and OEMs, for both standard and special design requirements. Many of our customers who have come to us with their design specifications have been satisfied with our service, quality and price.

We hope to establish good business relationships through the use of our products. Very appreciate your attention and cooperation.

TEL 81-0650-3567-789 Fax 81-0650-3567-782  
Email: nationpump20@yahoo.com.vn  
Visit our Web Site: http://nationpump.com.vn

NATION Pump CO.,LTD.

1



NATION PUMP CO.,LTD.

contents of the catalogue are subject to subject to change without notice



Volute by land pump for pumping clean water.  
LAND VOLUTE PUMP



HVS3100-15.5 205



HVP3100-15.5 205

Purpose

- For water supply of buildings, Schools, hospitals, entertainment places, every kind of cooling system or recycling system, industrial equipment.

Feature

- This type pumps are light and solid, and no need too much space, easy to be moved.
- Solid/ideal fluid design, effective/large volume water supply.
- Because equipped with tecolotang motor, very quiet, so especially for every kind of hospital, school, office buildings and other places which need quiet pumps.

★ Solid HVS type (stainless steel)

50Hz 2750 RPM 3PHASE 2P																	
TYPE	HP	BORE	5M	10M	15M	20M	25M	30M	35M	40M	45M	50M	55M	60M	65M	70M	75M
HVP340-1.75 205	1	1 1/2 (40mm)	160	20													
HVP340-11.5 205	2	1 1/2 (40mm)	280	250	170	70											
HVP350-11.5 205	2	2" (50mm)	390	300	170												
HVP350-12.2 205	3	2" (50mm)	300	290	200	160											
HVP365-12.2 205	3	2 1/2 (65mm)	480	330	100												
HVP380-12.2 205	3	3" (80mm)	570	410	150												
HVP380-13.7 205	5	3" (80mm)	630	600	580	480	270										
HVP380-15.5 205	7.5	3" (80mm)	630	600	580	550	450	370	330								
HVP3100-15.5 205	7.5	4" (100mm)	1470	1260	970	600											
HVP380-17.5 205	10	3" (80mm)	650	630	610	590	570	560	450	370	230						
HVP3100-17.5 205	10	4" (100mm)	1660	1470	1130	870	410										
HVP380-111 205	15	3" (80mm)	845	840	835	830	825	820	650	455	275						
HVP3100-111 205	15	4" (100mm)	1880	1820	1700	1510	1330	1110	670								
HVP3125-111 205	15	5" (125mm)	2540	2130	1820	1290	220										
HVP380-115 205	20	3" (80mm)	910	905	895	885	845	820	650	455	275						
HVP3100-115 205	20	4" (100mm)	2320	2220	2130	1970	1760	1510	1260	910							
HVP3125-115 205	20	5" (125mm)	2800	2690	2320	1880	1360	780									
HVP380-119 205	25	3" (80mm)	920	910	900	890	885	865	845	835	820	820	440	440			
HVP3100-119 205	25	4" (100mm)	1680	1660	1650	1640	1580	1510	1330	1130	950	750	390				
HVP3125-119 205	25	5" (125mm)	3220	3050	2640	2200	1620	790									
HVP3150-119 205	25	5" (150mm)	3790	3740	3430	3110	2750	1970									
HVP3100-122 205	30	4" (100mm)	1620	1580	1560	1540	1470	1360	1330	1290	1230	880	630				
HVP3125-122 205	30	5" (125mm)	3340	3280	3110	2880	2460	2060	1340	500							
HVP3150-122 205	30	5" (150mm)	4040	3770	3490	3190	2830	2170	1160								
HVP3100-130 205	40	4" (100mm)	1780	1740	1720	1700	1690	1680	1660	1640	1620	1150	750	500			
HVP3125-130 205	40	5" (125mm)	3950	3910	3875	3600	2600	2000	1500								
HVP3150-130 205	40	5" (150mm)	4670	4530	4210	3870	3340	2750	1930								
HVP3100-137 205	50	4" (100mm)	1820	1760	1700	1700	1680	1620	1620	1560	1560	1540	1360	1070	610		
HVP3125-137 205	50	5" (125mm)	4240	4190	4170	4150	4110	3970	3190	2440	1360						
HVP3150-137 205	50	6" (150mm)	4310	4240	4220	4170	4140	3970	3350	3050	2410						

NATION Pump CO.,LTD.

2

TEL 81-0650-3567-789 Fax 81-0650-3567-782  
Email: nationpump20@yahoo.com.vn  
Visit our Web Site: http://nationpump.com.vn



HVP3125-111 405

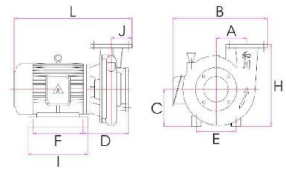


HVS3100-15.5 405

...We are one of the world the best pump company...:

50 Hz 3PHASE 1450 RPM 4P																	
TYPE	HP	BORE	5M	10M	15M	20M	25M	30M	35M	40M	45M	50M	55M	60M	65M	70M	75M
HVP380-13.7 405	5	3" (80mm)	720	620	425												
HVP3100-15.5 405	7.5	4" (100mm)	1630	1330	800												
HVP3100-17.5 405	10	4" (100mm)	1840	1670	1440	1120											
HVP3100-111 405	15	4" (100mm)	1735	1735	1735	1640	1200										
HVP3125-111 405	15	5" (125mm)	1960	1840	1720	1400	920										
HVP3150-111 405	15	6" (150mm)	2605	2480	2270												
HVP3125-115 405	20	5" (125mm)	2640	2480	2320	2000	1360										
HVP3150-115 405	20	6" (150mm)	3510	3480	3160	2580											
HVP3125-119 405	25	5" (125mm)	3600	3360	2960	2480	2080	1840	1200								
HVP3150-119 405	25	6" (150mm)	3560	3560	3480	3190	2290										
HVP3200-119 405	25	8" (200mm)	4000	3600	3360	2960	2320										
HVP3150-122 405	30	6" (150mm)	3560	3560	3640	3190	2505										
HVP3200-122 405	30	8" (200mm)	6005	5285	4555	3910											
HVP3150-130 405	40	6" (150mm)	4480	4320	4160	3840	3040										
HVP3200-130 405	40	8" (200mm)	6040	5800	5280	4485	3280										
HVP3200-137 405	50	8" (200mm)	6480	6160	5760	5200	4240	2880									

2P Unit:mm										
TYPE	A	B	C	D	E	F	H	J	L	
HVP340-1.75 205	70	265	96	167	125	204	213	230	47	355
HVP340-11.5 205	88	296	106	178	140	217	251	260	87	413
HVP350-11.5 205	85	330	108	178	140	237	250	260	82	433
HVP350-12.2 205	91	306	108	178	140	237	260	260	72	410
HVP380-12.2 205	91	306	108	178	140	237	260	260	72	410
HVP380-13.7 205	91	348	138	238	190	264	312	300	72	480
HVP380-15.5 205	91	348	158	238	220	264	312	300	78	520
HVP380-17.5 205	111	416	158	277	220	264	316	300	78	540
HVP3100-17.5 205	123	416	158	277	216	264	366	300	78	546
HVP3100-111 205	129	454	230	124	270	348	401	400	93	680
HVP3100-111 205	129	475	230	137	270	348	401	400	77	705
HVP3125-111 205	138	520	230	140	230	348	428	400	90	714
HVP3150-111 205	171	532	230	162	230	460	430	500	98	780
HVP3150-119 205	165	488	210	157	225	350	455	450	95	920
HVP3150-119 205	129	532	230	140	230	460	430	500	98	825
HVP3100-122 205	171	532	230	155	250	460	450	500	92	795
HVP3125-122 205	160	480	241	165	270	350	522	450	100	920
HVP3150-122 205	165	532	250	155	250	460	538	500	117	855
HVP3100-130 205	171	712	270	155	270	460	470	450	92	860
HVP3125-130 205	165	480	262	162	302	350	550	450	110	920
HVP3150-130 205	165	712	270	160	270	460	540	500	137	875
HVP3100-137 205	165	680	300	205	320	490	555	500	120	985
HVP3125-137 205	165	680	300	205	320	490	555	500	120	985
HVP3150-137 205	165	680	300	205	320	490	555	500	120	985

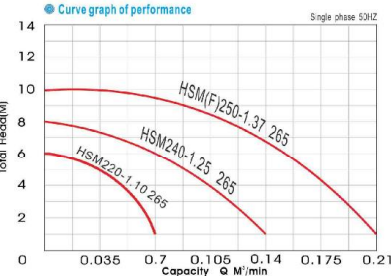


4P Unit:mm										
TYPE	A	B	C	D	E	F	H	I	J	L
HVP380-13.7 405	140	422	132	112	190	200	352	300	83	508
HVP3100-15.5 405	160	490	202	151	216	290	422	300	100	584
HVP3100-17.5 405	160	484	202	170	216	290	422	300	100	614
HVP3100-111 405	160	520	230	166	284	360	480	400	100	757
HVP3125-111 405	160	548	230	166	284	360	480	400	95	727
HVP3150-111 405	172	576	230	176	284	360	480	400	100	780
HVP3125-119 405	238	678	280	173	279	450	520	500	107	854
HVP3150-119 405	206	647	280	16						

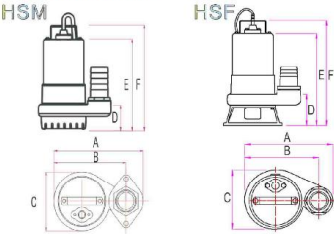


### Sewage type Filth type submersible pump

- PURPOSE:**
  - General family, the building basement drains off water, the irrigation canals and ditches of the sewer draining off water, various types of occasions draw water temporarily.
  - The animal husbandry is used and drained off water, agricultural irrigation water.
- FEATURE:**
  - Absorb water very well, the water yield is heavy, head is high.
  - Light type, save the electricity, with low noise.



#### Picture of size of appearance



#### Dimension Unit:mm

TYPE	A	B	C	D	E	F
HSM225-1.10 265 170			170			270
HSM240-1.25 265 185 160 140	67	238	276			
SSM240-1.25 265 185 160 140	67	238	276			
HSM250-1.37 265 220 185 150	70	254	292			
SSM250-1.37 265 220 185 150	70	254	292			
HSF250-1.37 265 230 195 170	95	281	323			
SSF250-1.37 265 230 195 170	95	281	323			

★ Solid SSM (sewage stainless steel)  
SSF (filth stainless steel)

Type	POWER		VOLT	PHASE	HEAD	CAPACITY	MAX HEAD	MAX CAPACITY	WEIGHT							
	HP	Inch (mm)														
HSM225-1.10 265	1/3	3/4" (125)	200V I 240V	1	M	M³/min	M	M³/min	KG							
HSM240-1.25 265	1/3	1 1/2" (40)														
SSM240-1.25 265	1/3	1 1/2" (40)														
HSM250-1.37 265	1/2	2" (50)														
SSM250-1.37 265	1/2	2" (50)														
HSF250-1.37 265	1/2	2" (50)														
SSF250-1.37 265	1/2	2" (50)														

NATION Pump CO.,LTD.

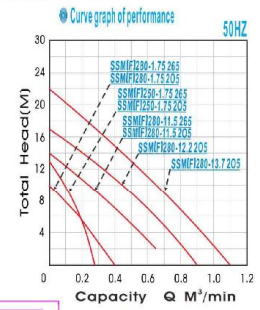
4

TEL:81-0650-3567-789 Fax:81-0650-3567-782  
Email:nationpump20@yahoo.com.vn  
Visit our Web Site: http://nationpump.com.vn



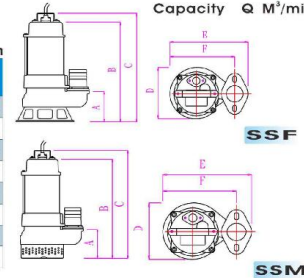
### Sewage type Filth type submersible pump

- PURPOSE:**
  - General family, the building basement drains off water, the irrigation canals and ditches of the sewer draining off water, various types of occasions draw water temporarily.
  - The animal husbandry is used and drained off water, agricultural irrigation water.
- FEATURE:**
  - Absorb water very well, the water yield is heavy, head is high.
  - Light type, save the electricity, with low noise.



#### Dimension

TYPE	A	B	C	D	E	F
SSM(F)250-1.75 265	100	365	420	145	230	195
SSM(F)280-1.75 265	100	365	420	145	230	195
SSM(F)280-11.5 265	130	475	530	205	385	330
SSM(F)250-1.75 205	100	365	420	145	230	195
SSM(F)280-1.75 205	100	365	420	145	230	195
SSM(F)280-11.5 205	130	435	490	205	385	330
SSM(F)280-12.2 205	150	465	530	230	425	370
SSM(F)280-13.7 205	150	485	560	230	425	370



Single phases or Three phases 50HZ

Type	POWER		VOLT	PHASE	HEAD	CAPACITY	MAX HEAD	MAX CAPACITY	WEIGHT							
	HP	Inch (mm)														
SSM(F)250-1.75 265	1	2" (50)	200V I 240V	1	M	M³/min	M	M³/min	KG							
SSM(F)280-1.75 265	1	3" (80)														
SSM(F)280-11.5 265	2	3" (80)														
SSM(F)250-1.75 205	1	2" (50)														
SSM(F)280-1.75 205	1	3" (80)														
SSM(F)280-11.5 205	2	3" (80)														
SSM(F)280-12.2 205	3	3" (80)														
SSM(F)280-13.7 205	5	3" (80)														

NATION Pump CO.,LTD.

5

TEL:81-0650-3567-789 Fax:81-0650-3567-782  
Email:nationpump20@yahoo.com.vn  
Visit our Web Site: http://nationpump.com.vn



### Sewage type Filth type submersible pump

- FEATURE:**
  - General family, the building basement drains off water, the irrigation canals and ditches of the sewer draining off water, various types of occasions draw water temporarily.
  - The animal husbandry is used and drained off water, agricultural irrigation water.
- PURPOSE:**
  - Absorb water very well, the water yield is heavy, head is high.
  - Light type, save the electricity, with low noise.



TYPE	POWER		VOLT	PHASE	HEAD	CAPACITY	MAX HEAD	MAX CAPACITY	WEIGHT	Curve codes
	HP	Inch (mm)								
HSM(F)150-1.37 265	1/2	2" (50)	200V I 240V	1	M	M³/min	M	M³/min	KG	A
HSM 730 - 1.75 265	1	1 1/4" (30)								
HSM(F)250-1.75 265	1	2" (50)								
HSM(F)280-1.75 265	1	3" (80)								
HSM(F)250-11.5 265	2	2" (50)								
HSM(F)280-11.5 265	2	3" (80)								
HSM(F)250-12.2 265	3	2" (50)								
HSM(F)280-12.2 265	3	3" (80)								
HSM(F)2100-12.2 265	3	4" (100)								
HSM(F)280-13.7 205	5	3" (80)								
HSM(F)2100-13.7 205	5	4" (100)								
HSM(F)2100-15.5 205	7.5	4" (100)								
FSM(F)7100-15.5 205	7.5	4" (100)								
HSM(F)2100-17.5 205	10	4" (100)								
FSM(F)7100-17.5 205	10	4" (100)								
FSF2100-17.5 405	10	4" (100)								
FSF2150-17.5 405	10	6" (150)								
FSF2150-111 405	15	6" (150)								
FSF2200-111 405	15	8" (200)								
FSF2150-115 405	20	6" (150)								
FSF2200-115 405	20	8" (200)								



Remark: Sewage filth type float switch provides only 1/3HP to 1HP.

NATION Pump CO.,LTD.

6

TEL:81-0650-3567-789 Fax:81-0650-3567-782  
Email:nationpump20@yahoo.com.vn  
Visit our Web Site: http://nationpump.com.vn

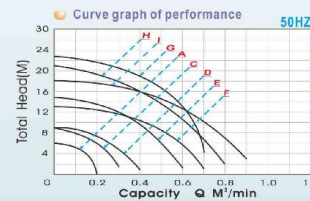
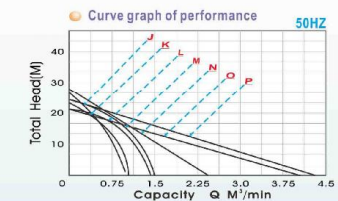
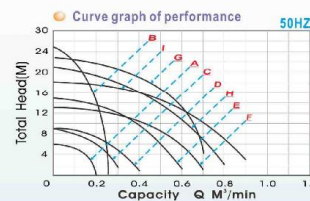
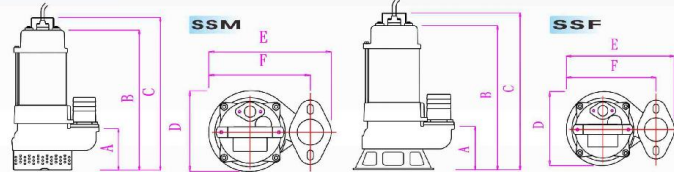


### Sewage type Filth type submersible pump

- Throw-on/off type Description**
  - A10 SM3-050SET 2" Dirt throw-on/off group
  - A10 SM3-065SET 2 1/2" Dirt throw-on/off group
  - A10 SM3-080SET 3" Dirt throw-on/off group
  - A10 SM3-100SET 4" Dirt throw-on/off group
  - A10 SM3-150SET 6" Dirt throw-on/off group
  - A10 SM3-200SET 8" Dirt throw-on/off group

#### Picture of size of appearance

Unit:mm						Unit:mm							
TYPE	A	B	C	D	E	TYPE	A	B	C	D	E	F	
HSM(F)150-1.37 265	92	310	420	150	226	190	HSM(F)2100-15.5 205	220	557	621	210	380	331
HSM 730 - 1.75 265	110	381	430	160	245	200	FSM(F)7100-15.5 205	220	557	621	210	380	331
HSM(F)250-1.75 265	110	381	430	160	245	200	HSM(F)2100-17.5 205	220	557	621	210	380	331
HSM(F)280-1.75 265	110	381	430	160	245	200	FSM(F)7100-17.5 205	242	557	621	210	502	385
HSM(F)250-11.5 265	110	381	430	160	245	200	FSF2100-17.5 405	---	---	---	---	---	---
HSM(F)280-11.5 265	206	563	623	203	357	309	FSF2150-17.5 405	---	---	---	---	---	---
HSM(F)250-12.2 265	206	563	623	203	357	309	FSF2150-111 405	---	---	---	---	---	---
HSM(F)280-12.2 265	206	563	623	203	357	309	FSF2200-111 405	---	---	---	---	---	---
HSM(F)2100-12.2 265	206	563	623	203	357	309	FSF2150-115 405	---	---	---	---	---	---
HSM(F)280-13.7 205	220	557	621	210	380	331	FSF2200-115 405	---	---	---	---	---	---
HSM(F)2100-13.7 205	220	557	621	210	380	331							



NATION Pump CO.,LTD.

7

TEL:81-0650-3567-789 Fax:81-0650-3567-782  
Email:nationpump20@yahoo.com.vn  
Visit our Web Site: http://nationpump.com.vn



## Suspending Submersible Pumps

FOR DEEP WELLS  
FOR TOWER USE



### Purpose

- The general deep well water is collected, industry supplies water, the underground project draws water.
- High building supply water, agricultural fishery supply water, high pressure is it spend pump to wash.
- Horticulture makes scene fountain and water, use water on the hillside.

### Feature

- Capable of sieving out sand, overheating-proof.
- Long lift, high flow rate of water, low consumption of electricity.
- Economic, durable, easy-to-maintain.

### SUSPEND SUBMERSIBLE PUMP

TYPE	MOTOR		BORE	STAGES	PHASE	CAPACITY										PUMP DIMENSION	
	KW	HP				L/min	50	60	70	80	90	100	120	140	160	180	200
SWS250-91.5 2	1.5	2	2"	9	1-3	(M)	64	57	56	53	52	47	40	28	13	490	4.0

### HIGH PRESSURE PUMP

TYPE	MOTOR		BORE	STAGES	PHASE	CAPACITY										PUMP DIMENSION					
	KW	HP				L/min	0	70	80	90	100	120	140	160	180	200	220	240	260	LENGTH (mm)	WEIGHT (KG)
SWS250-71.5 2	2.2	3	2"	7	1-3	(M)	45	39	38	36	33	29	26	23	20	15	10	5	511	4.1	
SWS250-142.2 2	2.2	3	2"	14	1-3	(M)	90	78	73	70	64	57	52	47	40	30	20	10	858	6.8	
SWS250-183.7 2	3.7	5	2"	18	3	(M)	117	105	100	97	93	85	77	68	62	52	41	28	12	1091	8.6
SWS250-325.5 2	5.5	7.5	2"	32	3	(M)	204	178	173	168	160	147	132	119	106	92	72	50	38	1787	14.3

### LARGE CAPACITY PUMP

TYPE	MOTOR		BORE	STAGES	PHASE	CAPACITY										PUMP DIMENSION		
	KW	HP				L/min	0	100	120	140	160	180	200	220	240	260	LENGTH (mm)	WEIGHT (KG)
SWS250-102.2 2	2.2	3	2"	10	1-3	(M)	64	54	52	47	43	38	33	28	23	17	683	6.0
SWS250-143.7 2	3.7	5	2"	14	3	(M)	91	78	74	69	62	56	50	43	35	26	930	8.0
SWS250-195.5 2	5.5	7.5	2"	19	3	(M)	125	108	104	97	87	79	71	63	53	40	1190	10.5

### BULKY PUMP 6"

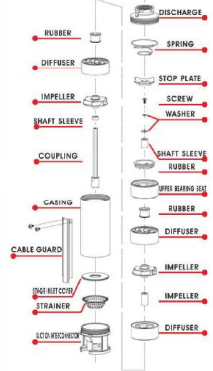
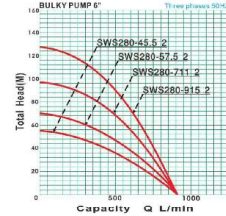
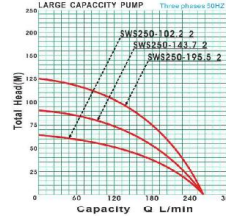
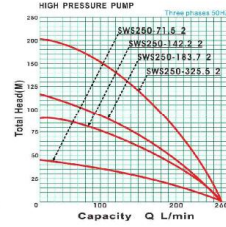
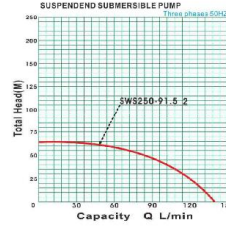
TYPE	MOTOR		BORE	STAGES	PHASE	CAPACITY										PUMP DIMENSION	
	KW	HP				L/min	0	200	300	400	500	600	700	800	900	1000	LENGTH (mm)
SWS280-45.5 2	5.5	7.5	3"	4	3	(M)	55	50	46	42	40	37	32	26	16	714	11
SWS280-57.5 2	7.5	10	3"	5	3	(M)	70	62	58	53	50	47	42	33	21	852	13
SWS280-71.1 2	11	15	3"	7	3	(M)	97	86	80	73	69	65	56	43	27	1176	18
SWS280-91.5 2	15	20	3"	9	3	(M)	127	113	105	95	90	85	75	58	38	1447	22

NATION Pump CO.,LTD.

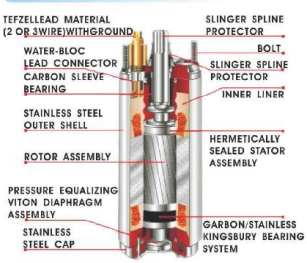
8

TEL: 81-0658-3567-789 Fax: 81-0658-3567-782  
Email: nationpump@yahoo.com.vn  
Visit our Web Site: http://nationpump.com.vn

## SWS SWISS TYPE

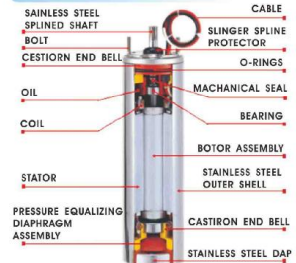


### After Well Stainless Submersible Motor



Structure Sectional Drawing

### After Well Stainless Submersible Motor



Structure Sectional Drawing

NATION Pump CO.,LTD.

9

TEL: 81-0658-3567-789 Fax: 81-0658-3567-782  
Email: nationpump@yahoo.com.vn  
Visit our Web Site: http://nationpump.com.vn



## LSM TYPE LARGE VOLUME WATER PUMPS

- Please tell the type or the use in detail while ordering, it is easy to choose correct aircraft type.
- Our company adhere to goal improved to research and develop, so products is it after or stop using it is right to have to protect.

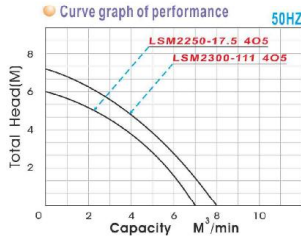
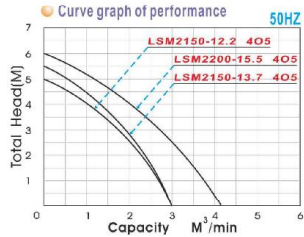
### FEATURE:

- Large flow capacities achieved with almost no vibration or noise by use of Axial mix flow design.
- Robust construction and compact design with a dry motor, double mechanical seal and impeller flow guide vane for high efficiency.
- Easy handling, energy saving and low maintenance.

### PURPOSE:

- A concave water pumping and drainage for large volume water applications.
- Water supply for landscape and water features.
- Water extracting form rivers, lakes and reservoirs.
- Flood control.

TYPE	POWER	BORE	VOLTAGE	PHASE	50HZ 1450RPM 4P				WEIGHT
					HEAD	CAPACITY	MAX HEAD	MAX CAPACITY	
LSM2150-12.2 40S	3	6" (150)	200V	3	2.5	2	5	3	52
LSM2150-13.7 40S	5	6" (150)	240V	3	3.5	2	5.5	3	78
LSM2200-15.5 40S	7.5	8" (200)	380V & 460V	3	4	3.5	6	4.2	116
LSM2250-17.5 40S	10	10" (250)	380V & 460V	3	4	5.5	6	7	157
LSM2300-111 40S	15	12" (300)	460V	3	4.5	7	7	8	201



### Dimension:

Type	Dimension	Unit:mm
LSM2150-12.2 40S	D 285 H 597	
LSM2150-13.7 40S	D 280 H 580	
LSM2200-15.5 40S	D 340 H 923	
LSM2250-17.5 40S	D 380 H 1015	
LSM2300-111 40S	D 430 H 1077	

NATION Pump CO.,LTD.

10

TEL: 81-0658-3567-789 Fax: 81-0658-3567-782  
Email: nationpump@yahoo.com.vn  
Visit our Web Site: http://nationpump.com.vn



## Land Volute/Turbine Pressurization Pumps

### Feature

- Can be used separately or used in parallel operation way.

### Purpose

- Water supply of buildings, schools, hospitals, car wash facilities, gardening, cleaning equipments, construction, animal husbandry.

### Land Volute Pressurization Pumps

TYPE	POWER	BORE	VOLTAGE	Three phase 50HZ 2750RPM			REMARK
				MAX CAPACITY	MAX HEAD	PRESSURE	
HVA240-11.5 20S	2 (1.5)	1 1/2" (40)	200V-240V & 380V-460V	280	20	1.5	
HVA250-12.2 20S	3 (2.2)	2" (50)		300	20	2.5	
HVA280-13.7 20S	5 (3.7)	3" (80)		630	25	3.0	
HVA280-15.5 20S	7 1/2 (5.5)	3" (80)		630	35	4.0	
HVA280-17.5 20S	10 (7.5)	3" (80)		650	45	5.0	

\*Remarks: This series of pressure equipment, maximum 10HP. If you need more horsepower customers, This company also offers more than 10HP pump

### Land Turbine Pressurization Pumps

TYPE	POWER	BORE	VOLTAGE	Three phase 50HZ 2750RPM			REMARK
				MAX CAPACITY	MAX HEAD	PRESSURE	
HTA225-2.75 20S	1 (0.75)	1" (25)	200V-240V & 380V-460V	110	20	2.0	
HTA240-31.5 20S	2 (1.5)	1 1/2" (40)		195	35	4.0	
HTA250-21.5 20S	2 (1.5)	2" (50)		245	30	3.0	
HTA250-22.2 20S	3 (2.2)	2" (50)		320	35	4.5	
HTA750-33.7 20S	5 (3.7)	2" (50)		320	45	6.0	

### Onshore Turbine Alternately Juxtaposed Pressurized Pump

TYPE	POWER	BORE	VOLTAGE	Three phase 50HZ 2750RPM			REMARK
				MAX CAPACITY	MAX HEAD	PRESSURE	
DTA225-2.75 20S	1 (0.75)	1" (25)	200V-240V & 380V-460V	110	20	2.0	
DTA240-31.5 20S	2 (1.5)	1 1/2" (40)		195	35	4.0	
DTA250-21.5 20S	2 (1.5)	2" (50)		245	30	3.0	
DTA250-22.2 20S	3 (2.2)	2" (50)		320	35	4.5	
DTA750-33.7 20S	5 (3.7)	2" (50)		320	45	6.0	



NATION Pump CO.,LTD.

11

TEL: 81-0658-3567-789 Fax: 81-0658-3567-782  
Email: nationpump@yahoo.com.vn  
Visit our Web Site: http://nationpump.com.vn



## Cooling type plastic pump

### Application

- Food machinery, Water Chillers, cooling towers, water purifying devices, drinking water treatment

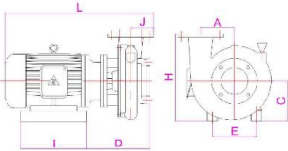
### Introduction

Introduction of imported raw materials of high performance composite engineering plastic steel, cast iron pump material breakthrough on the market, continuous improvement, research and development, to create a high-quality plastic-steel pump, design sophisticated, easy to install, and easy maintenance in the future. Different from the cast iron part, it is light weight and has excellent mechanical strength, good wear resistance, long life, antioxidation, no rust, to ensure the water quality pure. Stainless steel screws part. To facilitate future maintenance. Import & Export flanges adhesives bonding solved teeth mouth on lock thread damage and leakage problems. The Reperforate Medium Cup of the design of the front cover side, the liquid can be directly injected from here without another pipe irrigation liquid design.

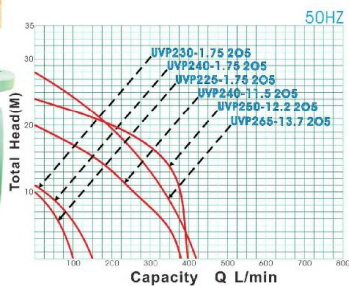
TYPE	POWER		BORE		VOLTAGE		MAX CAPACITY L/min	MAX HEAD M	WEIGHT KG	Remark
	HP (kw)	INCH(mm)	INCH(mm)	V						
UVP225-1.75 205	1 (0.75)	1" (25)	1" (25)	380V—460V	100	10	15			
UVP230-1.75 205	1 (0.75)	1 1/4" (30)	1 1/4" (30)		150	11	15			
UVP240-1.75 205	1 (0.75)	1 1/2" (40)	1 1/2" (40)		150	11	15			
UVP240-11.5 205	2 (1.5)	1 1/2" (40)	1 1/2" (40)		381	20	30			
UVP250-12.2 205	3 (2.2)	2" (50)	2" (50)		398	24	37			
UVP265-13.7 205	5 (3.7)	2 1/2" (65)	2 1/2" (65)		416	28	56			

### Dimension

TYPE	Unit:mm										
	A	C	D	E	H	I	J	L			
UVP225-1.75 205	56	95	250	110	235	145	120	455			
UVP230-1.75 205	56	110	145	110	250	265	120	455			
UVP240-1.75 205	56	110	145	110	250	265	120	455			
UVP240-11.5 205	73	130	155	140	280	285	66	480			
UVP250-12.2 205	73	120	325	160	260	140	66	580			
UVP265-13.7 205	89	120	330	200	270	140	70	600			



UVP240-11.5 205



NATION Pump CO.,LTD.

12

TEL 81-0650-3567-789 Fax 81-0650-3567-782  
Email: nationpump88@yahoo.com.cn  
Visit our Web Site: http: nationpump.com.cn



## Coaxial self-priming pump

### Application

- The PCB manufacturing process, the etching process, Electroplating filter machine, The circuit board sprayed wash, chemical factories liquid medicine conveying.

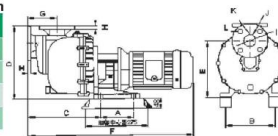
### Introduction

- The unique seal design: Built-in self-cooled adopt Teflon bellow seal design? Without cooling circulation pipe loop?
- Self-priming design: Since suction particularly strong, up to 20 ft, and have check valve design, prevent fluid return pump? strong corrosion resistance, material GFRRP · FRPP ; resistant to acid, alkali resistant; Suitable temperature below 80 degrees.

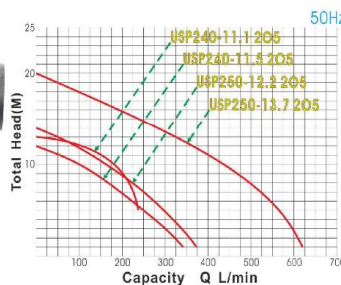
TYPE	POWER		BORE		VOLTAGE		MAX CAPACITY L/min	MAX HEAD M	WEIGHT KG	Remark
	HP (kw)	INCH(mm)	INCH(mm)	V						
USP240-11.1 205	1 1/2 (1.1)	1 1/2" (40)	1 1/2" (40)	380V—460V	240	13	26			
USP240-11.5 205	2 (1.5)	1 1/2" (40)	1 1/2" (40)		342	12	30			
USP250-12.2 205	3 (2.2)	2" (50)	2" (50)		373	14	38			
USP250-13.7 205	5 (3.7)	2" (50)	2" (50)		619	20	54			

### Dimension

TYPE	Unit:mm										
	A	B	C	D	E	F	G	H	I	J	K
USP240-11.1 205	142	216	320	322	250	663	130	16	103	40	138
USP240-11.5 205	142	216	320	322	250	705	130	16	103	40	138
USP250-12.2 205	142	216	320	322	250	705	130	18	118	50	154
USP250-13.7 205	168	213	272	370	290	783	130	18	118	50	154



USP250-13.7 205



NATION Pump CO.,LTD.

13

TEL 81-0650-3567-789 Fax 81-0650-3567-782  
Email: nationpump88@yahoo.com.cn  
Visit our Web Site: http: nationpump.com.cn



## Turbine by land Pump for Pumping Clean Water

### Purpose

- For water supply of household, schools, hospitals, car wash facilities, gardening cleaning equipments, construction, water tower, buildings, industrial aspect.

### Feature

- Its pumping strength is up to 8.5meter, and has very excellent pumping capacity, large volume water supply, high lift head.
- Can be used separately or used in parallel operation way.
- Used with world well-known mechanical seal.

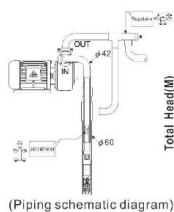
TYPE	POWER		BORE		VOLTAGE		MAX CAPACITY L/min	MAX HEAD M	WEIGHT KG	STAGES
	HP (kw)	INCH(mm)	INCH(mm)	V						
HTP220-2.37 265	1/2(0.37)	3/4" (20)	100V—120V & 200V—240V	69	1.6	2.3	2			
HTP225-2.37 265	1/2(0.37)	1" (25)		75	1.6	2.3	2			
HTP225-2.75 265	1 (0.75)	1" (25)		109	2.3	3.0	2			
HTP240-31.5 265	2 (1.5)	1 1/2" (40)		193	3.8	4.0	3			
HTP250-21.5 265	2 (1.5)	2" (50)		245	3.2	4.2	2			
HTP250-22.2 265	3 (2.2)	2" (50)		320	3.8	4.5	2			

TYPE	POWER		BORE		VOLTAGE		MAX CAPACITY L/min	MAX HEAD M	WEIGHT KG	STAGES
	HP (kw)	INCH(mm)	INCH(mm)	V						
HTP225-2.37 205	1/2(0.37)	1" (25)	200V—240V & 380V—460V	84	1.9	2.3	2			
HTP225-2.75 205	1 (0.75)	1" (25)		109	2.3	3.0	2			
HTP240-31.5 205	2 (1.5)	1 1/2" (40)		193	3.8	4.0	3			
HTP250-21.5 205	2 (1.5)	2" (50)		245	3.2	4.2	2			
HTP250-22.2 205	3 (2.2)	2" (50)		320	3.8	4.5	2			
HTP750-33.7 205	5 (3.7)	2" (50)		320	4.9	5.7	3			
HTP280-23.7 205	5 (3.7)	3" (80)	606	2.6	6.4	2				

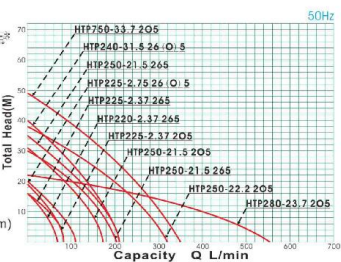


HTP225-2.75 265

HTP240-31.5 265



(Piping schematic diagram)



NATION Pump CO.,LTD.

14

TEL 81-0650-3567-789 Fax 81-0650-3567-782  
Email: nationpump88@yahoo.com.cn  
Visit our Web Site: http: nationpump.com.cn



## Pump for pumping of sewage/polluted Water.

### Purpose

- Construction of building, basement water drainage, drainage construction irrigation environment water recycling of cultivation industrial waste water treatment, drainage of stagnant water, waste water of pigsty or all places.

### Feature

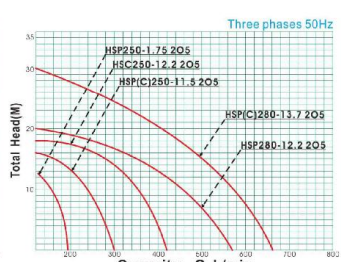
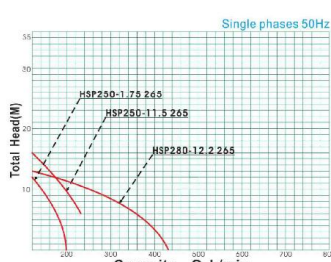
- This type pumps are designed in particular, especially very nice for pumping the mud in the bottom of ponds.
- This type pumps are designed compactly, so no water leaking, and easy to be moved.
- This type pumps are exquisite so no loud noise, and can be made to protect the pumps.
- In case of special type pump, we can receiver your design drawing or substantial object to make it.



HSP250-1.75 265

TYPE	POWER		BORE		VOLTAGE		MAX CAPACITY L/min	MAX HEAD M	WEIGHT KG	REMARK
	HP (kw)	INCH(mm)	INCH(mm)	V						
HSP250-1.75 265	1 (0.75)	2" (50)	200V—240V & 100V—120V	193	12	38				
HSP250-11.5 265	2 (1.5)	2" (50)		233	16	42				
HSP280-12.2 265	3 (2.2)	3" (80)		432	13	50				

TYPE	POWER		BORE		VOLTAGE		MAX CAPACITY L/min	MAX HEAD M	WEIGHT KG	REMARK
	HP (kw)	INCH(mm)	INCH(mm)	V						
HSP250-1.75 205	1 (0.75)	2" (50)	200V—240V & 380V—460V	193	13	38				
HSP250-11.5 205	2 (1.5)	2" (50)		300	16	40				
HSP280-12.2 205	3 (2.2)	3" (80)		566	20	48				
HSP280-13.7 205	5 (3.7)	3" (80)		663	30	60				
HSC250-11.5 205	2 (1.5)	2" (50)		300	16	40				
HSC250-12.2 205	3 (2.2)	2" (50)		420	18	40				
HSC280-13.7 205	5 (3.7)	3" (80)	663	30	60					



NATION Pump CO.,LTD.

15

TEL 81-0650-3567-789 Fax 81-0650-3567-782  
Email: nationpump88@yahoo.com.cn  
Visit our Web Site: http: nationpump.com.cn



## Electronic pressurized pump

### Product Use:

Applicable to general households not containing impurities of the water transportation, applied homes, agriculture.

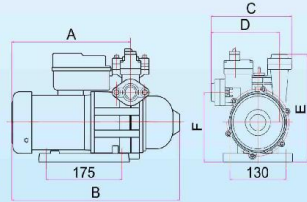
1. General household water pumping
2. Feedwater residential apartments
3. Boiler feed water
4. Catering industry

### Installation Precautions:

1. rehousing fixed, well-ventilated, keep dry place.
2. near any liquid edge, filled with water pump body and check the water injection cylinders stopper and export to determine screws tightened.
3. Piping must be sealed and avoid foreign objects (such as iron filings PVC glue) Inhalation pump body.
4. Liquid temperature: 4C° ~ 40C°.

### Dimension:

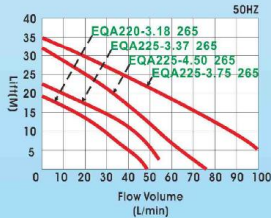
TYPE	A	B	C	D	E	F
EQA220-3.18 265	280	400	185	158	230	151
EQA225-3.37 265	280	400	185	158	230	151
EQA225-4.50 265	270	450	200	160	260	160
EQA225-3.75 265	270	420	200	160	260	160



### Specification:

TYPE	POWER HP (kw)	BORE Inch (mm)	VOLTAGE V	MAX AMPS A	MAX HEAD M	MAX CAPACITY L/min	SERIES
EQA220-3.18 265	1/4 (0.18)	3/4" (20)	210/240V	2.0	19	48	EQA200
EQA225-3.37 265	1/2 (0.37)	1" (25)	210/240V	2.6	23	64	EQA400
EQA225-4.50 265	0.5kw	1" (25)	210/240V	3.8	32	76	EQA600
EQA225-3.75 265	1 (0.75)	1" (25)	210/240V	5.0	35	100	EQA800

### Characteristic Curves:



NATION Pump CO.,LTD.

16

TEL 81-0650-3567-789 Fax 81-0650-3567-782  
Email: nationpump2@yahoo.com.cn  
Visit our Web Site: http://nationpump.com.cn



## Land Jet Booster Pump for Pumping Clean Water

### Purpose

- Water Supply of Household Use, Well water, Spring water, Building Construction.
- Heat Release Equipment of restaurants, Industrial factories.
- Recycling of common solvent used in hospitals, schools, chemical factories.

### Feature

- This type pumps are designed in a 'jet' way, so they have excellent pumping ability and large volume water supply, which is better than common gear pumps for deeply pumping.
- This type pumps are made of pom and stainless steel, so no copper oxidation or corrosion problem which can keep life long and no pollution inside pumps.
- Can be equipped with auto power-off and power-on device (when no water coming in or water coming in) and pressure tank, no loud noise.
- This type pumps are exquisite and small, easy to be installed.


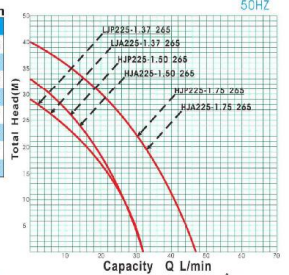
TYPE	POWER		VOLTAGE V	MAX CAPACITY L/min	MAX HEAD M	WEIGHT KG	REMARK
	HP (kw)	BORE INCH (mm)					
LJP225-1.37 265	1/2 (0.37)	1" (25)	100V-120V	32	29	8.5	
HJP225-1.50 265	0.5kw	1" (25)	100V-120V	32	33	14	
HJP225-1.75 265	1 (0.75)	1" (25)	100V-120V	47	40	17	
LJA225-1.37 265	1/2 (0.37)	1" (25)	200V-240V	32	29	9.5	
HJA225-1.50 265	0.5kw	1" (25)	200V-240V	32	33	16	
HJA225-1.75 265	1 (0.75)	1" (25)	200V-240V	47	40	18	

### Teeco motor

TYPE	POWER HP (kw)	BORE INCH (mm)	VOLTAGE V	MAX CAPACITY L/min	MAX HEAD M	WEIGHT KG
HJP325-1.50 265	0.5kw	1" (25)	100V-120V	32	33	13
HJP325-1.75 265	1 (0.75)	1" (25)	100V-120V	47	40	18
HJA325-1.50 265	0.5kw	1" (25)	200V-240V	32	33	13
HJA325-1.75 265	1 (0.75)	1" (25)	200V-240V	47	40	18

### Dimension

TYPE	A	B	C	D	E	F	H	I	J	K
LJP225-1.37 265	100	196	85	44	130	207	200	134	39	342
HJP225-1.50 265	100	205	87	44	130	207	201	137	41	347
HJP225-1.75 265	100	232	95	44	110	120	202	187	37	368
LJA225-1.37 265	115	196	85	44	130	207	415	134	41	342
HJA225-1.50 265	100	205	87	44	130	207	416	137	41	347
HJA225-1.75 265	100	232	95	44	110	120	424	187	31	368
HJA325-1.50 265	120	205	87	44	130	207	416	137	41	347
HJA325-1.75 265	100	232	95	44	110	120	424	187	31	368



NATION Pump CO.,LTD.

17

TEL 81-0650-3567-789 Fax 81-0650-3567-782  
Email: nationpump2@yahoo.com.cn  
Visit our Web Site: http://nationpump.com.cn



## Horizontal multistage pumps

### Application


- Water treatment
- Industrial cleaning machines and dishwashers
- Supercharged water
- The industrial heating and cooling
- Air-conditioning system
- Air fresh and heating equipment
- Water and supercharged (drinking water and containing trace chlorine water)

### Feature

- Clean, non-flammable and explosive liquids without solid particles or fibers.
- Transportation, such as mineral water, soft water, pure water, edible vegetable oil and other light chemical media.
- When the flow of transmission fluid density or viscosity is greater than water, it must be equipped with the high-power motor.
- Whether pumps are suitable for a particular liquid is determined by many factors, the most important is the chlorine content, PH value, temperature and solvent, oil the content of and so on.

TYPE	POWER		BORE INCH (mm)	VOLTAGE V	CAPACITY m³/h		HEAD M		WEIGHT KG		REMARK
	HP (kw)	INCH (mm)			m³/h	M	M	KG			
HMH225-4.75 265	1 (0.75)	1" (25)	220V-240V 380V-440V		7.0	36	10.5				
HMH225-6.75 265	1 (0.75)	1" (25)			3.5	50	10.5				
HMH225-6.1 265	1 1/2 (1.1)	1" (25)			7.0	53	12				
HMH240-31.1 265	1 1/2 (1.1)	1 1/2" (40)			16	31	19				
HMH240-31.5 265	2 (1.5)	1 1/2" (40)			10	43	20				
HMH240-41.5 265	2 (1.5)	1 1/2" (40)			16	41	20				
HMH240-42.2 265	3 (2.2)	1 1/2" (40)			10	65	31				
HMH240-52.2 265	3 (2.2)	1 1/2" (40)			16	51	28				
HMH240-63.0 205	4 (3.0)	1 1/2" (40)			16	62	29				
HMH250-43.0 205	4 (3.0)	2" (50)			24	50	30				
HMH250-44.0 205	5 (4.0)	2" (50)			28	50	35				

Dimension		Unit:mm									
TYPE	L1	L2	L3	H(1)	H(3)	TYPE	L1	L2	L3	H(1)	H(3)
HMH225-4.75 265	398	133	167	216	194	HMH240-41.5 265	446	163	168	246	222
HMH225-6.75 265	398	142	176	216	194	HMH240-42.2 265	500	163	168	230	222
HMH225-6.1 265	443	187	221	216	194	HMH240-52.2 265	521	193	198	227	222
HMH240-31.1 265	416	133	138	246	222	HMH240-63.0 205	568	223	228	—	237
HMH240-31.5 265	426	133	138	244	222	HMH250-43.0 205	555	241	216	—	225
HMH240-41.5 265	426	133	138	244	222	HMH250-44.0 205	575	316	216	—	248



NATION Pump CO.,LTD.

18

TEL 81-0650-3567-789 Fax 81-0650-3567-782  
Email: nationpump2@yahoo.com.cn  
Visit our Web Site: http://nationpump.com.cn



## Stainless steel light duty vertical multistage centrifugal pump

### Application

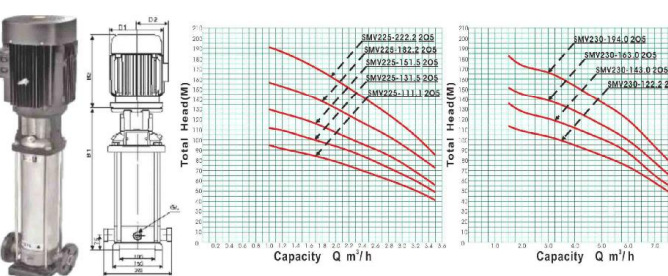
SMV is a multifunctional product to deliver tap water, industrial liquid and other medium. It is suitable for different ranges of temperature, flow and pressure, as well as lightly corrosive liquid.

- Water supply: water filter and transport in waterworks, boosting of main pipeline, boosting in high-rise buildings.
- Industrial boosting: Process flow water system, cleaning system, high-pressure washing system, fire fighting system.
- Industrial liquid conveying: Cooling and air conditioning system, boiler water supply and condensing system, machine associated process, acids and alkali.
- Water treatment: Ultra filtration system, reverse osmosis system, distillation system, separator, swimming pool.
- Irrigation: Farmland irrigation, spray irrigation, drip ping irrigation.

TYPE	POWER		BORE INCH (mm)	Q (m³/h)	Capacity								WEIGHT KG
	HP (kw)	INCH (mm)			1.0	1.2	1.6	2.0	2.4	2.8	3.2	3.5	
SMV225-111.1 205	1 1/2 (1.1)	1" (25)	H (m)	95	92	86	79	70	61	51	41	29	
SMV225-131.5 205	2 (1.5)	1" (25)			112	110	102	94	85	73	61	48	33
SMV225-151.5 205	2 (1.5)	1" (25)			130	126	119	108	96	86	69	56	35
SMV225-182.2 205	3 (2.2)	1" (25)			157	153	144	132	117	104	87	72	39
SMV225-222.2 205	3 (2.2)	1" (25)			192	187	175	160	143	135	105	85	43

TYPE	POWER		BORE INCH (mm)	Q (m³/h)	Capacity								WEIGHT KG
	HP (kw)	INCH (mm)			1.5	2.0	3.0	4.0	5.0	6.0	7.0	8.0	
SMV230-122.2 205	3 (2.2)	1 1/4" (30)	H (m)	114	108	104	95	85	75	58	41	37	
SMV230-143.0 205	4 (3.0)	1 1/4" (30)			136	126	122	112	101	89	68	48	44
SMV230-163.0 205	4 (3.0)	1 1/4" (30)			152	144	140	129	115	101	78	55	48
SMV230-194.0 205	5 (4.0)	1 1/4" (30)			183	171	168	153	137	122	93	67	51

Dimension		Unit:mm									
TYPE	B1	B2	B1+B2	D1	D2	TYPE	B1	B2	B1+B2	D1	D2
SMV225-111.1 205	428	245	673	170	142	SMV230-122.2 205	570	290	860	190	155
SMV225-131.5 205	480	290	770	190	155	SMV230-143.0 205	628	315	943	197	165
SMV225-151.5 205	516	290	806	190	155	SMV230-163.0 205	682	315	997	197	165
SMV225-182.2 205	570	290	860	190	155	SMV230-194.0 205	763	335	1098	230	188
SMV225-222.2 205	642	290	932	190	155						



NATION Pump CO.,LTD.

19

TEL 81-0650-3567-789 Fax 81-0650-3567-782  
Email: nationpump2@yahoo.com.cn  
Visit our Web Site: http://nationpump.com.cn



## Stainless steel light duty vertical multistage centrifugal pump

### Application

SMV is a multifunctional product to deliver tap water, industrial liquid and other medium. It is suitable for different ranges of temperature, flow and pressure, as well as lightly corrosive liquid.

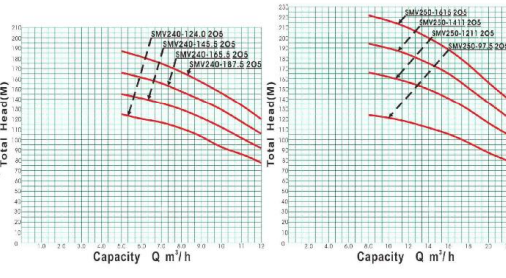
- Water supply: water filter and transport in waterworks, boosting of main pipeline, boosting in high-rise buildings.
- Industrial boosting: Process flow water system, cleaning system, high-pressure washing system, fire fighting system.
- Industrial liquid conveying: Cooling and air conditioning system, boiler water supply and condensing system, machine associated purpose, acids and alkali.
- Water treatment: Ultra filtration system, reverse osmosis system, distillation system, separator, swimming pool.
- Irrigation: Farmland irrigation, spray irrigation, drip ping irrigation.

3 phase 50Hz 2750rpm

TYPE	POWER HP (kw)	BORE INCH(mm)	Q (m³/h)	Capacity Q (m³/h)								WEIGHT KG
				5.0	6.0	7.0	8.0	9.0	10	11	12	
SMV240-124.0 205	5 (4.0)	1 1/2" (40)	H	124	120	116	111	104	92	87	78	68
SMV240-145.5 205	7.5 (5.5)	1 1/2" (40)	H	145	141	136	130	122	113	102	92	91
SMV240-165.5 205	7.5 (5.5)	1 1/2" (40)	H	166	161	156	148	139	130	118	106	93
SMV240-187.5 205	10 (7.5)	1 1/2" (40)	H	187	182	175	167	157	146	134	120	99

TYPE	POWER HP (kw)	BORE INCH(mm)	Q (m³/h)	Capacity Q (m³/h)								WEIGHT KG
				8.0	10	12	14	16	18	20	22	
SMV250-97.5 205	10 (7.5)	2" (50)	H	124	122	118	112	106	98	87	79	94
SMV250-1211 205	15 (11)	2" (50)	H	166	162	157	150	141	130	116	105	130
SMV250-1411 205	15 (11)	2" (50)	H	194	190	184	175	166	152	136	122	133
SMV250-1615 205	20 (15)	2" (50)	H	222	217	210	200	189	174	156	140	148

Dimension Unit:mm											
TYPE	B1	B2	B1+B2	D1	D2	TYPE	B1	B2	B1+B2	D1	D2
SMV240-124.0 205	687	372	1059	230	188	SMV250-97.5 205	764	390	1155	260	208
SMV240-145.5 205	779	391	1170	260	208	SMV250-1211 205	976	464	1440	330	255
SMV240-165.5 205	839	391	1230	260	208	SMV250-1411 205	1066	464	1530	330	255
SMV240-187.5 205	899	391	1290	260	208	SMV250-1615 205	1156	478	1634	330	255



NATION Pump CO.,LTD.

20

TEL 81-0650-3567-789 Fax 81-0650-3567-782  
Email: nationpump20@yahoo.com.cn  
Visit our Web Site: http://nationpump.com.cn



## Stainless steel light duty vertical multistage centrifugal pump

### Application

SMV is a multifunctional product to deliver tap water, industrial liquid and other medium. It is suitable for different ranges of temperature, flow and pressure, as well as lightly corrosive liquid.

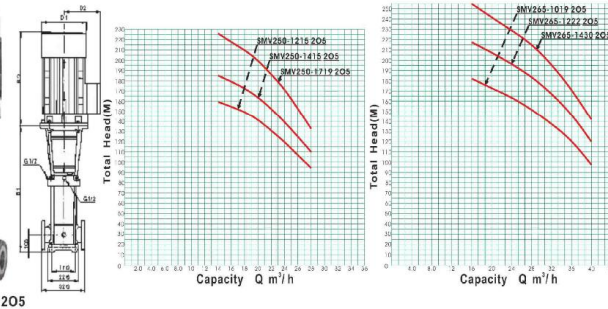
- Water supply: water filter and transport in waterworks, boosting of main pipeline, boosting in high-rise buildings.
- Industrial boosting: Process flow water system, cleaning system, high-pressure washing system, fire fighting system.
- Industrial liquid conveying: Cooling and air conditioning system, boiler water supply and condensing system, machine associated purpose, acids and alkali.
- Water treatment: Ultra filtration system, reverse osmosis system, distillation system, separator, swimming pool.
- Irrigation: Farmland irrigation, spray irrigation, drip ping irrigation.

3 phase 50Hz 2750rpm

TYPE	POWER HP (kw)	BORE INCH(mm)	Q (m³/h)	Capacity Q (m³/h)								WEIGHT KG
				14	16	18	20	22	24	26	28	
SMV250-1215 205	20 (15)	2" (50)	H	159	154	149	142	131	120	107	94	144
SMV250-1415 205	20 (15)	2" (50)	H	185	179	173	164	153	139	125	110	147
SMV250-1719 205	25 (19)	2" (50)	H	226	218	210	200	186	172	153	133	161

TYPE	POWER HP (kw)	BORE INCH(mm)	Q (m³/h)	Capacity Q (m³/h)								WEIGHT KG
				16	20	24	28	32	36	40		
SMV265-1019 205	25 (19)	2 1/2" (65)	H	182	173	164	152	136	122	98	222	
SMV265-1222 205	30 (22)	2 1/2" (65)	H	218	208	196	184	167	147	120	263	
SMV250-1430 205	40 (30)	2 1/2" (65)	H	255	242	229	216	196	172	142	331	

Dimension Unit:mm											
TYPE	B1	B2	B1+B2	D1	D2	TYPE	B1	B2	B1+B2	D1	D2
SMV250-1215 205	976	478	1454	330	255	SMV265-1019 205	1240	550	1790	330	255
SMV250-1415 205	1060	478	1544	330	255	SMV265-1222 205	1380	590	1970	360	285
SMV250-1719 205	1201	478	1679	330	255	SMV265-1430 205	1520	660	2180	400	310



NATION Pump CO.,LTD.

21

TEL 81-0650-3567-789 Fax 81-0650-3567-782  
Email: nationpump21@yahoo.com.cn  
Visit our Web Site: http://nationpump.com.cn



## High-pressure boiler pumps

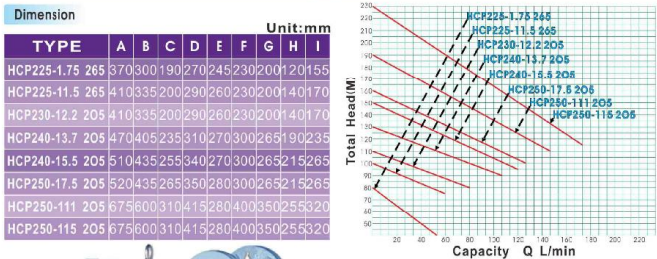
### Feature

- Device is easy: Direct-pressure boiler pump, high lift, spit out large, horsepower province, bulk small, both in a vertical or inclined surface on the roof, even narrow devices everywhere, exchange freely in any direction.

- Choice material: High-pressure boiler pump mechanical seal assembly, no leak, does not harm axis, cotton yarns into trouble free, extend the service life of the boiler pump, the standard sizes of class E insulation sealed motor, special stainless steel axis, high-performance planing bronze impeller, are strictly test.
- Firm and durable: Motor, water Coaxial conjoined, eccentric shake phenomenon does not occur, silent quietness rotation, bulk light and handy, simple and easy to start operation.
- Wide range of uses: High-pressure boiler pump, pressure is high, suitable for all types of pumping large industrial, city schools water supply, hospital water supply, rise water supply, fire water supply, civil construction of water, boiler feed water, sewage in equipment.
- Easy to maintain: Rigorous quality control and sophisticated technology with the production, so perfect precision each part were constructed, absolutely no failure rate occurred, high-pressure boiler pump itself do not need lubricants and for Cotton yarn, and maintenance-free, creditworthy.

Three-phase 50Hz 2750rpm

TYPE	POWER HP (kw)	BORE INCH(mm)	VOLTAGE V	MAX CAPACITY L/min	MAX PRESSURE Kg/cm²	
						HCP225-1.75 265
HCP225-11.5 265	2 (1.5)	1" (25)	60	10	30	
HCP230-12.2 205	3 (2.2)	1 1/4" (30)	80	11		
HCP240-13.7 205	5 (3.7)	1 1/2" (40)	105	13		
HCP240-15.5 205	7 1/2 (5.5)	1 1/2" (40)	120	15		
HCP250-17.5 205	10 (7.5)	2" (50)	135	16		
HCP250-111 205	15 (11)	2" (50)	150	19		
HCP250-115 205	20 (15)	2" (50)	170	23		



NATION Pump CO.,LTD.

22

TEL 81-0650-3567-789 Fax 81-0650-3567-782  
Email: nationpump22@yahoo.com.cn  
Visit our Web Site: http://nationpump.com.cn



## Use by land, oil machine gear wheel pump

- Please tell the type or the use in detail while ordering, it is easy to choose correct aircraft type.

- Our company adhere to goal improved to research and develop, so products is it alter or stop using it is right to have to protect.

FEATURE: Can be automatic the vacuum sucks the liquid, the structure is simple and easy to maintain. Discharging amount steady, the volume amount is with high efficiency, economy is durable.

PURPOSE: High thickness, high viscosity, high proportion liquid such giving, heavy oil, engine oil, diesel oil, light oil, solvent, various kinds of citrate sucked and sent resin, paint, soap, sour soda fluid and molasses of chemical industry, etc. transport, various kinds of liquid are filtered and filled with, smoke and send the liquid medicine, agriculturally, the rich water sprays, etc..

MATERIAL: Casting iron of high strength, cast steel, big gun copper stainless steel.



A06 CU1-050



A06 CUS-025



HVO2100-17.5 2

Generally draw water, vegetable water, for industrial use, equipment, defecate, fire control water system.

TYPE	BORE Inch (mm)	POWER HP (kw)	RPM	CAPACITY PRESSURE	
				L/min	Kg/cm²
A06 CU1-015	1/2"	1/4-1/2	500	16	2-4
A06 CU1-020	3/4"	1/2-1	500	39	2-4
A06 CU1-025	1"	1-2	500	56	2-4
A06 CU1-030	1 1/4"	1-2	500	66	2-4
A06 CU1-040	1 1/2"	2-3	500	100	2-4
A06 CU1-050	2"	3-5	500	160	2-4
A06 CU1-080	3"	5-7 1/2	500	230	2-4

TYPE	BORE Inch (mm)	POWER HP (kw)	RPM	CAPACITY PRESSURE	
				L/min	Kg/cm²
A06 CUS-015	1/2"	1/2	450	25	3
A06 CUS-020	3/4"	1/2-1	430	45	4
A06 CUS-025	1"	1-2	430	55	4
A06 CUS-030	1 1/4"	1-3	430	80	4
A06 CUS-040	1 1/2"	2-5	430	130	4
A06 CUS-050	2"	3-5	430	200	4
A06 CUS-080	3"	10-15	430	500	4

TYPE	POWER HP (kw)	BORE Inch (mm)	MAX CAPACITY L/min	MAX HEAD M
HVO265-13.7	2 5 (3.7)	2 1/2" (65)	468	38
HVO280-13.7	2 5 (3.7)	3" (80)	506	38
HVO250-15.5	2 7 1/2 (5.5)	2" (50)	545	48
HVO280-15.5	2 7 1/2 (5.5)	3" (80)	674	48
HVO2100-15.5	2 7 1/2 (5.5)	4" (100)	1350	26
HVO250-17.5	2 10 (7.5)	2" (50)	565	66
HVO280-17.5	2 10 (7.5)	3" (80)	820	66
HVO2100-17.5	2 10 (7.5)	4" (100)	1802	33
HVO280-111	2 15 (11)	3" (80)	822	76
HVO2100-111	2 15 (11)	4" (100)	1802	30
HVO2125-111	2 15 (11)	5" (125)	2052	20
HVO280-115	2 20 (15)	3" (80)	902	60
HVO2100-115	2 20 (15)	4" (100)	1652	40
HVO2125-115	2 20 (15)	5" (125)	2202	35
HVO280-119	2 25 (19)	3" (80)	1052	75
HVO2100-119	2 25 (19)	4" (100)	1802	56
HVO2150-119	2 25 (19)	6" (150)	4052	25
HVO2100-122	2 30 (22)	4" (100)	1852	70
HVO2150-122	2 30 (22)	6" (150)	4620	30

NATION Pump CO.,LTD.

23

TEL 81-0650-3567-789 Fax 81-0650-3567-782  
Email: nationpump23@yahoo.com.cn  
Visit our Web Site: http://nationpump.com.cn



## Land Cascade Pump for Pumping Clean Water

CASCADE PUMP

### Purpose

- Water Supply of Household, Well water, Spring water, Water Tower, Construction.
- Water Supply Equipment of Restaurant, Heat release Device.

### Feature

- This type pump is designed in accordance with special water flow, so the delivery of liquid is nice.
- Because there is Protection Device inside the pump to prevent motor from burning.
- This type pump is equipped with herchuan high effective motor.

Auto Power off Device sold separately

Single phase 50HZ 2750rpm

TYPE	POWER HP (kw)	BORE INCH(mm)	VOLTAGE V	MAX CAPACITY L/min	MAX HEAD M	WEIGHT KG	REMARK
HCP225-1.25 265	1/3(0.25)	1" (25)	100V—120V 200V—240V	42	20	7.5	
HCP225-1.37 265	1/2(0.37)	1" (25)		37	30	9.5	
HCP225-1.75 265	1 (0.75)	1" (25)		52	41	17.5	
HCS225-1.37 265	1/2(0.37)	1" (25)		34	30	9.5	
HCS225-1.75 265	1 (0.75)	1" (25)		39	44	15.5	

### Dimension

TYPE	A	B	C	D	E	F	H	I	J	L
HCP225-1.25 265	78	196	78	65	100	210	185	65	41	266
HCP225-1.37 265	78	196	78	65	100	210	185	65	41	266
HCP225-1.75 265	87	216	86	90	110	223	230	68	43	291
HCS225-1.37 265	78	196	78	65	100	210	185	65	41	266
HCS225-1.75 265	87	216	86	90	110	223	230	68	43	291



A35 CA1-020

HCP225-1.37 265

HCS225-1.37 265T

### Purpose Pipeline booster pump

The pump applies to 110°C less pressurized hot and cold water circulation, especially the water heater (natural gas) trapped ignition due to insufficient water pressure difficult or easy fire pressure instability, the pump can be installed solve the problem; pressurized water supply when water pressure is too low, Low water pressure washing machine family support, boiler water circulation ring booster, industrial equipment pressurized fluid circulation.

### Feature Pipeline pressurized using pumping

The pumped water with stainless steel sheathing sleeve complete with the coil windings isolation, without mechanical seal, thus completely solve pump problem; high hardness stainless steel shaft, graphite shaft shell, direct water cycle between stator and rotor, not only for cooling, but also for bearings lubrication and solve the noise ask question built-in automatic switch installation more convenient.

### Precautions

1. Please install leakage circuit breaker
2. Please read the instruction manual

TYPE	POWER HP (kw)	BORE INCH (mm)	VOLTAGE V	MAX CAPACITY L/min	MAX HEAD M	REMARK
PBP215-1.12 265	0.12kw	1/2" (12.5)	220V-240V	40	9	

NATION Pump CO.,LTD.

24

TEL 81-0650-3567-789 Fax 81-0650-3567-782  
Email: nationpump@yaho.com.cn  
Visit our Web Site: http: nationpump.com.cn



## Land Auto Cascade Pump for Pumping Clean Water

AUTOMATIC CASCADE PUMP

### Purpose

- Water Supply of Household, Well water, Spring water, Water Tower, Construction.
- Water Supply Equipment of Restaurant, Heat release Device.

### Feature

- This type pump is designed in accordance with special water flow, so the delivery of liquid is nice.
- Because there is Protection Device inside the pump to prevent motor from burning.
- This type pump is equipped with herchuan high effective motor.

Auto Power off Device sold separately

Single phase 50HZ 2750rpm

TYPE	POWER HP (kw)	BORE INCH(mm)	VOLTAGE V	MAX CAPACITY L/min	MAX HEAD M	WEIGHT KG	REMARK
HCA225-1.25 265	1/3 (0.25)	1" (25)	100V—120V 200V—240V	42	20	9.5	
HCA225-1.37 265	1/2 (0.37)	1" (25)		37	30	12	
HCA225-1.75 265	1 (0.75)	1" (25)		54	41	19.5	
HCB225-1.25 265	1/3 (0.25)	1" (25)		42	20	9.5	
HCB225-1.37 265	1/2 (0.37)	1" (25)		37	30	12	
HCB225-1.75 265	1 (0.75)	1" (25)		54	41	19.5	
HCF225-1.25 265	1/3 (0.25)	1" (25)		48	25	11	
HCF225-1.37 265	1/2 (0.37)	1" (25)		38	30	11	

### Dimension

TYPE	A	B	C	D	E	F	H	I	J	L
HCA225-1.25 265	115	196	77	140	100	185	407	66	41	214
HCA225-1.37 265	115	196	77	140	100	210	408	64	41	266
HCA225-1.75 265	137	216	86	144	110	223	466	68	43	291
HCB225-1.25 265	115	196	77	140	100	185	399	66	41	214
HCB225-1.37 265	115	196	77	140	100	210	400	65	41	266
HCB225-1.75 265	137	216	86	144	110	223	466	68	43	291

TYPE	A	B	C	D	E	F	H	I	J	L	G	K
HCF225-1.25 265	85	155	80	155	100	165	265	60	40	245	60	143
HCF225-1.37 265	85	155	80	155	100	165	265	60	40	245	60	143

### Accessories

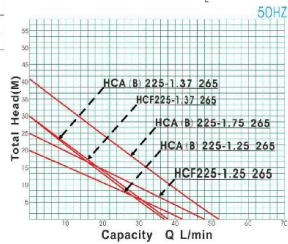
- A70 JA2-020 Pressure switch made in Taiwan 1.4—2.4kg/cm
- A70 JA4-020 Pressure switch made in Taiwan 2.0—3.0kg/cm
- A70 JA3-020 Pressure switch made in Japan 1.2—2.4kg/cm
- A70 JA1-020 Pressure switch made in Japan 2.0—3.2kg/cm



HCB225-1.75 265

HCA220-1.37 265

HCF225-1.37 265



NATION Pump CO.,LTD.

25

TEL 81-0650-3567-789 Fax 81-0650-3567-782  
Email: nationpump@yaho.com.cn  
Visit our Web Site: http: nationpump.com.cn



## Pump for Irrigation with Pumping Clean Water.

LAND VOLUTE PUMP

### Purpose

- Agricultural Irrigation/Drainage, Water Supply of Animal Husbandry/Aquaculture and Pumping of well water, waste water treatment.

### Feature

- This type pumps are light and solid, and no need too much space, easy to be moved.
- Solid ideal fluid design, effective/large volume water supply.
- YVS type is SUS304 stainless steel volute pump.



YVP2100-12.2 265

50HZ 2750rpm 2poles

TYPE	POWER HP (kw)	BORE INCH(mm)	VOLTAGE V	MAX CAPACITY L/min	MAX HEAD M	WEIGHT KG	REMARK
YVP280-12.2 265	3 (2.2)	3" (80)	200V—240V & 380V—460V	1000	16	50	1Ø
YVP2100-12.2 265	3 (2.2)	4" (100)		1135	14	52	1Ø
YVP280-12.2 205	3 (2.2)	3" (80)		1000	16	50	3Ø
YVP2100-12.2 205	3 (2.2)	4" (100)		1135	15	52	3Ø

50HZ 1750rpm 4poles

TYPE	POWER HP (kw)	BORE INCH(mm)	VOLTAGE V	MAX CAPACITY L/min	MAX HEAD M	WEIGHT KG	REMARK
YVP280-12.2 465	3 (2.2)	3" (80)	200V—240V & 380V—460V	956	7	53	1Ø
YVP2100-12.2 465	3 (2.2)	4" (100)		1587	8	60	1Ø
YVP280-12.2 405	3 (2.2)	3" (80)		847	7	48	3Ø
YVP2100-12.2 405	3 (2.2)	4" (100)		1587	8	50	3Ø
YVP280-13.7 405	5 (3.7)	3" (80)		1350	11	55	3Ø
YVP2100-13.7 405	5 (3.7)	4" (100)		1606	10	70	3Ø

### Purpose

- For water supply of buildings, Schools, hospitals, water supply of household, well water, spring water, showers water, water tower, heat release device, gardening cleaning equipments, construction of build, basement water drainage, drainage construction, fish pond water.



HVY250-1.75 265

### Feature

- Its pumping strength is up to 9.8 meter, and has very excellent pumping capacity, large volume water supply, high lift head.
- This motor, very quiet, so especially for every kind of hospital, school, office buildings and other places which need quiet pumps.
- This type pumps are light and solid, and no need too much space, easy to be moved, Easy installation.
- Solid ideal fluid design, effective/large volume water supply.
- Economize the energy and reduce carbons to discharge.

TYPE	POWER HP (kw)	BORE INCH(mm)	VOLTAGE V	MAX CAPACITY L/min	MAX HEAD M	WEIGHT KG	REMARK
HVY250-1.75 265	1 (0.75)	2" (50)	200-240V	350	14	12.7	1Ø 3Ø

NATION Pump CO.,LTD.

26

TEL 81-0650-3567-789 Fax 81-0650-3567-782  
Email: nationpump@yaho.com.cn  
Visit our Web Site: http: nationpump.com.cn



## Paddle wheel aerator

### Feature

- Automatic stator winding and rotor positioning instruments continuation the usual precision machining of NATION products and rigorous inspection/inspection procedures, motor long life, low current, energy-efficient and energy saving.
- Motor are after impregnation and drying process of varnish resin 8 hours to provide the best insulation protection of the motor.

- Wind shield and the power distribution box made of stainless steel SUS304 material, heat fast and difficult to corrosion, durable, and will not be broken up because of the sun damage.
- Motor surface of the thick EPOXY painting processing, whether for use in freshwater or marine aquaculture, able to effectively block cast iron rust excellent security, to the surface of the motor Protection, service life is longer-lasting.

## PODDLEWHEEL AERATOR



NAME	SPECIFICATION	NUMBER
PE engine cover	HDPE	1
Machines setting bar	3/4 or 1/2	2 or 4
Motor	1HP*4P	1
Reducer	Single Bearing	1
Movable joint	SUS304	2
Plastic bearing	Nylon	2
Floats	Plastic-steel	2
Pedestal	SUS304	1
Impeller	Nylon	2
Axis	Ø25 SUS304	2

MODEL	PHASH	HP	LEAF NUMBER	DIMENSIONS (ASSEMBLED) (MM)	WEIGHT
HPA2-2.75 26	1Ø3Ø	1	2	1670L*1860W*870H	90 KG

NATION Pump CO.,LTD.


27

TEL 81-0650-3567-789 Fax 81-0650-3567-782  
Email: nationpump@yaho.com.cn  
Visit our Web Site: http: nationpump.com.cn



# EXAMPLE: Explanation

## HCP220-1.37 2S5T



- Motor maker**
- 1: Hetchuan New models
  - 2: Hetchuan
  - 3: Tecco
  - 4: Hetchuan anti-explosion on motor.
  - 5: Talong anti-explosion motor.
  - 6: Tecco anti-explosion motor.
  - 7: Hetchuan strong motor.
  - 8: Talong anti-explosion motor.
  - 9: Sisa chuang
  - U: Yuan Jing factory owner.
- IMPELLER**
- 1: One impeller
  - 2: Two impellers
  - P: Open impeller
- BORE(mm)**
- | INCH  | MM  |
|-------|-----|
| 1/2   | 15  |
| 3/4   | 20  |
| 1     | 25  |
| 1 1/4 | 30  |
| 1 1/2 | 40  |
| 2     | 50  |
| 2 1/2 | 65  |
| 3     | 80  |
| 4     | 100 |
| 5     | 125 |
| 6     | 150 |
| 7     | 175 |
| 8     | 200 |
| 9     | 225 |
| 10    | 250 |
| 12    | 300 |
| 14    | 350 |
- POWER(kw)**
- | HP    | KW   |
|-------|------|
| 1/4   | 0.18 |
| 1/3   | 0.25 |
| 1/2   | 0.37 |
| 2/3   | 0.5  |
| 3/4   | 0.55 |
| 1     | 0.75 |
| 1 1/2 | 1.1  |
| 2     | 1.5  |
| 3     | 2.2  |
| 5     | 3.7  |
| 7 1/2 | 5.5  |
| 10    | 7.5  |
| 15    | 11   |
| 20    | 15   |
| 25    | 19   |
| 30    | 22   |
| 40    | 30   |
| 50    | 37   |
- POLES**
- |   |    |
|---|----|
| 2 | 2P |
| 4 | 4P |
- Frequency**
- |   |      |
|---|------|
| 5 | 50Hz |
|---|------|
- VOLTAGE AND PHASE**
- | THREE-PHASE |         | SINGLE-PHASE |           |
|-------------|---------|--------------|-----------|
|             |         | 220/380      | V 100/200 |
| A           | 200/346 | S            | 110/220   |
| B           | 200/400 | T            | 115/230   |
| C           | 208/360 | U            | 120/240   |
| D           | 208/415 | 9            | 100       |
| E           | 220/440 | 1            | 110       |
| F           | 230/400 | 2            | 120       |
| G           | 230/460 | 3            | 127       |
| H           | 240/415 | 4            | 200       |
| I           | 240/480 | 5            | 208       |
| J           | 200     | 6            | 220       |
| K           | 208     | 7            | 230       |
| L           | 220     | 8            | 240       |
| M           | 230     | X            |           |
| N           | 240     | Z            |           |
| O           | 380     |              |           |
| P           | 400     |              |           |
| Q           | 415     |              |           |
| R           | 440     |              |           |
| W           | 460     |              |           |
| Y           | 480     |              |           |
- Motor maker support:**
- I: With non motor support
  - J: With stainless steel motor support
  - T: With auto power-off device
  - M: Exquisite type
  - Q: Silence type
  - S: Water level switch
- Legend:**
- DMA: Alternating horizontal type multi-stage unit pressurized
  - DTA: Turbine alternately juxtaposed pressurized machine
  - DMV: Vertical multistage alternating pumps
  - DMA: Vertical multistage pressurized pump
  - DMH: Horizontal type multistage alternating pump
  - DVA: Horizontal type multistage pressurized pump
  - DVP: Shuangtai exchange
  - DVA: Alternately parallel pressure
  - EMV: Vertical multistage frequency conversion pump
  - EMH: Horizontal type multistage frequency conversion pump
  - EVA: Variable frequency pressure
  - EVD: Variable frequency alternating
  - EVP: Cooling alternately pressurized pump
  - EA: Electric pressurizing machine
  - EOP: Electronic pumps
  - EQH: Electronic pressurized hot water machine
  - EON: Electronic pumping hot water machine
  - EHA: Electronic frequency conversion pressurize pump
  - HCP: Cascade pump
  - HCA: Auto cascade pump
  - HOF: Auto cascade pump
  - HCS: Stainless steel cascade pump
  - HCC: Auto stainless steel cascade pump
  - HCB: Auto cascade pump with stainless steel pressure tank
  - HJP: Jet booster pump
  - HJC: Jet pressurized equipment
  - HJA: Auto jet booster pump with stainless steel pressure tank
  - HMH: Horizontal type multistage pumps
  - HMX: Multistage vertical pump
  - HPA: Paddle wheel aerator
  - HSP: Self priming pump
  - HSM: Submersible pump
  - HSS: Stainless steel self priming pump
  - HSL: Self priming pump (aluminum alloy)
  - HSN: Not obstructive type Submersible Pump
  - HSC: Self priming pump (yellow copper coating)
  - HTP: Turbine pump
  - HTF: Exquisite type turbine pump
  - HTA: Turbine pump with pressure device
  - HTH: Exquisite turbine pump with pressure device
  - HVP: Volute pump (for cooling)
  - HVV: Volute pump (for cooling)
  - HVO: stainless steel link axle pump
  - HVN: Iron connects with the axle pump
  - HVA: Volute pump with pressure device
  - HVD: Stainless steel Pressing Machine
  - HVS: Stainless steel volute pump (for cooling)
  - HWP: Submersible pump in water
  - KVH: Cooling high-lift
  - KVS: Stainless steel cooling high-lift
  - LSM: Large volume water submersible pump
  - LJP: Jet booster pump (aluminum alloy motor)
  - LJA: Auto jet booster pump (aluminum alloy motor)
  - MHP: Horizontal multi-stage pump
  - MTC: Variable frequency pressure combination
  - MTH: Exquisite turbine pump with two or more impellers
  - PBP: Pipeline booster pump
  - SSP: Stainless steel submersible pump
  - SSM: Stainless sewage submersible pump
  - SWS: Stainless steel submersible pump in water
  - SMV: Stainless steel light vertical multistage centrifugal pump
  - LVP: Plastic scroll
  - USP: Self-priming plastic pump
  - YVP: Volute pump (for irrigation)
  - YVS: Stainless steel volute pump (for irrigation)
  - ADB: C.U. Di machine pumped onshore
  - ADB: C.U. Stainless steel C/U machine onshore pumped

**NATION Pump CO.,LTD.**  
 TEL: 81-4638-3567-789 Fax: 81-4638-3567-782  
 Email: nationpump@nacion.com.vn  
 Visit our Web Site: <http://nacionpump.com.vn>